

## INSTRUCTION MANUAL

Ground(SG) connection plate

03-00112A

NOISE LABORATORY CO., LTD

Edition 1.00  
AEB00428-00E-0

### Contents

1. Important safety precautions.....	1
2. Introduction .....	1
3. Basic safety precautions .....	2
4. Product components .....	3
5. How to use .....	3
6. Specifications.....	4
7. Warranty .....	5
8. Maintenance .....	6
9. Service support contact.....	6
10 . Application Form for Instruction Manual .....	7

### NOTICE

- The contents of this instruction manual (the "Manual") are subject to change without prior notice.
- No part of the Manual may be reproduced or distributed, in any form or by any means, without the authorization of Noise Laboratory Co., Ltd. (the "Company").
- The contents of the Manual have been thoroughly examined. However, if you find any problems, misprints, or missing information, please feel free to contact our sales agent who you purchased our product from.
- The Company assumes no responsibility for any loss or damage resulting from improper usage, failure to follow the Manual, or any repair or modifications of this product undertaken by a third party other than the Company or the agent authorized by the Company.
- The Company assumes no responsibility for any loss or damage resulting from remodeling or conversion solely undertaken by the user.
- Please note that the Company cannot be held responsible for any consequences arising from the use of this product.

### 1. IMPORTANT SAFETY PRECAUTIONS

Important points for the safe use of this unit are provided below. Be sure to carefully read this information before use.

1. This unit is used in conjunction with a high voltage pulse generator. Thoroughly read "IMPORTANT SAFETY PRECAUTION" for such high voltage pulse generator and "BASIC PRECAUTIONS FOR SAFETY IN USE OF THIS UNIT" beforehand.
2. The section "Basic Safety Precautions" contains important safety recommendations, and so be sure to read the section carefully before making the testing environment settings, connections, and starting testing.

### 2. INTRODUCTION

Thank you very much for your purchase of 03-00112A.

- This operation manual describes the function, operation and safety precautions of this product.
- Thoroughly read this operation manual before use and keep it as a ready reference.

#### § Features

This unit allows a test device to be grounded on any location of the ground plane.  
This unit can be used only for the Impulse Noise Simulator (INS-S series).

### 3. BASIC SAFETY PRECAUTIONS

#### 1. Safety Warning Signs and Their Meanings



Indicates **Warning**.

Failure to follow this safety information can lead to a **potentially hazardous situation** resulting in **death or serious injury**.



Indicates **Caution**.

Failure to follow this safety information can lead to a **potentially hazardous situation** resulting in a **minor injury** or

#### 2. Basic Safety Precautions



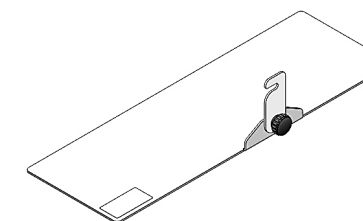
1. Do not use this unit in areas where open flames are prohibited or areas having an explosive atmosphere. Electrical discharges can occur during use, which can cause these atmospheres to ignite. (Precaution regarding personal safety and environment)
2. Do not allow people with pacemakers or other electronic medical devices to operate this unit and to enter the testing area while this unit is operating. Failure to observe this can result in malfunctions in the electronic medical device and endanger personal safety. (Precaution regarding personal safety and operation)
3. Noise Laboratory and our affiliated dealers are not liable for any injuries or equipment damage due to improper operation of this unit or for any resulting incidental damages. (Precaution regarding personal safety, operation, environment, and connection)
4. When operating this unit, do not leave the equipment unmonitored. Before leaving this unit, be sure to turn off test equipment power and terminate testing.  
If you fail to observe this, you could endanger people in the surrounding area and testing equipment. (Precaution regarding personal safety, operation, and environment)



5. Do not use or store in environments with extremely hot or cold temperatures. If you cannot maintain a suitable operating environment (temperature: 15°C to 35°C, humidity: 25% to 75%), the unit can be damaged and result in impaired performance. (Precaution regarding environment)
6. In the event that condensation forms, be sure that the unit is fully dried before starting operation. Failure to observe this can damage the unit and result in impaired performance. (Precaution regarding environment)
7. Avoid using the unit in locations with high humidity or exposed to large amounts of dust. Failure to observe this can damage the unit and result in impaired performance. (Precaution regarding environment)
8. Any required repairs, maintenance, and internal adjustment for this unit must be performed only by service engineers authorized by Noise Laboratory. If you can not protect it, performance may not be guaranteed.

9. Do not wipe the unit with thinner, alcohol, or other solvents. If the unit is dirty, wipe with a cloth dipped in neutral detergent after it is fully wrung out. Wiping with a solvent can damage the unit surface.

### 4. PRODUCT COMPONENTS



03-00112A

- 03-00112A..... 1
- Instruction Manual (this document)..... 1


### 5. HOW TO USE

1. Place the noise simulator on this unit.
2. Loosen the thumbscrew of the SG terminal on the simulator.
3. Loosen the thumbscrew of this unit and make a connection to the SG terminal.
4. Firmly fasten the both thumbscrews before use.

#### Caution

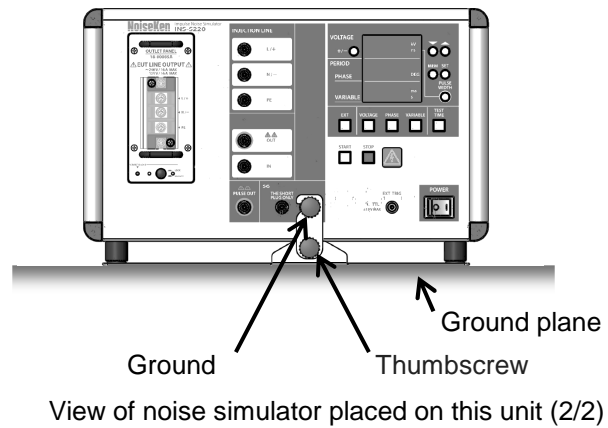
- Be sure to turn off the main power of the noise simulator before placing it on this unit.
- Firmly fasten the thumbscrews of the SG terminal and this unit before use.

Side view



View of noise simulator placed on this unit (1/2)

Front view



View of noise simulator placed on this unit (2/2)

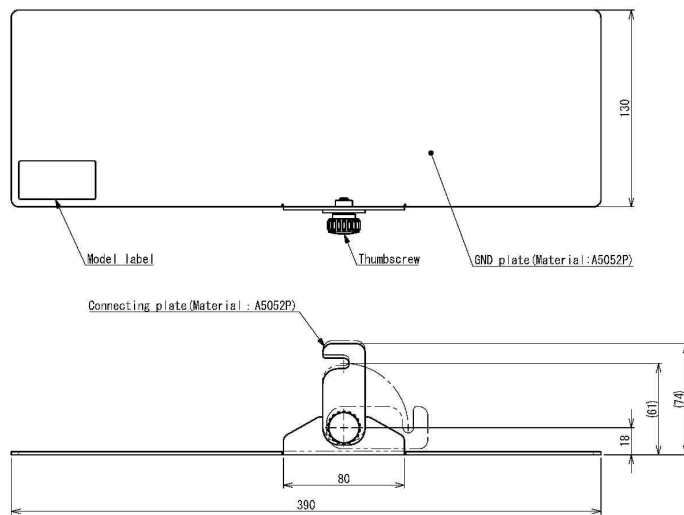
## 6. SPECIFICATIONS

Product description ..... Ground(SG) connection plate  
 Model number ..... 03-00112A

Parameters	Function/Performance
Dimensions	See the figure below
Mass	About 300 g
Operating temperature range	15 to 35 °C
Operating humidity range	25 to 75%RH (no condensation)

### 【Dimensions】

Unit : mm



## 7. WARRANTY

### Servicing terms

The following terms are applicable to servicing by Noise Laboratory Co., Ltd., (hereafter referred to as the Company) provided to maintain the intended performance of its products.

#### 1. Scope

The following terms shall apply only to products made by the Company.

#### 2. Technical servicing fee

In the event of a failure of a product within the warranty period (see warranty section), the Company will repair a product without charge. After the warranty expires, repairs will be billed at a nominal cost.

#### 3. Ownership of defective parts

Any defective part exchanged under the Company's servicing belongs to it.

#### 4. Limited liability

In the event that damages resulting from servicing by the Company are intentional or caused by negligence, the Company will pay the cost but at the purchase value of the relevant product maximum. But, notwithstanding the foregoing, the Company shall not be responsible for any incidental or consequential damages of any nature, including without limitation thereof loss of would-be profit or compensation demanded from a third party

#### 5. Refusal to offer servicing

The company may not accept a repair order in the following cases:

- More than 5 years have passed since the product discontinued
- More than 8 years have passed after delivery
- Required component for servicing already discontinued and no alternative is available.
- Product changed, repaired or remodeled without obtaining a prior permission from the Company.
- Product severely damaged to the extent it has lost its original form

### Limited warranty

Noise Laboratory Co., Ltd. (hereafter referred to as the Company) warrants its products to be free from defects in materials and workmanship under normal use and service for a period of one year from date of delivery. In the event of failure of a product covered by this warranty, the Company will repair the product or may, at its option, replace it in lieu of repair without charge.

Notwithstanding the foregoing, the Company shall not be responsible for any incidental or consequential damages of any nature, including without limitation thereof loss of would-be profit or compensation demanded from a third party. This warranty is valid only in Japan.

#### 1. Scope

This warranty shall only apply to products made by the Company.

#### 2. Period

One year from date of delivery. The warranty may be valid in 6 months after servicing if the same failure on the same component has repeated.

#### 3. Exclusions

The followings are exclusions from this warranty:

- Consumable parts (including HV relay)
- Failure caused by misuse, neglect, accident or abnormal conditions of operation
- Failure caused by remodeling on the user side without prior permission from the Company
- Failure caused by servicing by unauthorized personnel by the Company
- Failure due to force majeure including but not limited to, acts of God, fire, war, riot, rebellion and others
- Failure due to shock or drop in or after transit
- Failure due to operation in environment being out of ambient specifications. a unit shipped to overseas.

## 8. MAINTENANCE

1. When repair, maintenance or internal adjustment is required, it should be performed only by our company's authorized service engineer.
2. Maintenance to be performed by the customer are limited to the outside cleaning and functional check.
3. For products with fuses, unplug before check or fuse replacement.
4. When cleaning products, turn off the power switch and unplug them beforehand.
5. When the body gets dirty, soak a cloth in water or detergent, squeeze the cloth and gently wipe off it.
6. For check and servicing purpose, open designated covers only.

## 9. SERVICE SUPPORT CONTACT

- If you find a phenomenon, which may be judged as a trouble, please inform our maintenance or sales division of the model name of your machine and serial number together with the detail of such phenomenon.
- When you return the product, fill in a repair request form with the detail of the trouble, symptom, model name, serial number and your request. Put the whole equipment in the original package or pack it in a type of package suitable for transit and send to our company.

### For repair and other services, contact:

International Dept.  
 Noise Laboratory Co., Ltd.  
 1-4-4 Chiyoda, Chuo-ku, Sagamihara, Kanagawa  
 252-0237, Japan  
 Tel: +81 (0)42-712-2051 Fax: +81 (0)42-712-2050

----- CutLine -----

## 10. Application Form for Instruction Manual

We place an order for an instruction manual.

Model :

Applicant: \_\_\_\_\_

Company name: \_\_\_\_\_

Address: \_\_\_\_\_

Department: \_\_\_\_\_

Person in charge: \_\_\_\_\_

Tel No.: \_\_\_\_\_

Fax No. \_\_\_\_\_

**Cut off this page "APPLICATION FORM FOR INSTRUCTION MANUAL" from this volume and keep it for future use with care.**

When an INSTRUCTION MANUAL is required, fill in the above Application Form and mail or fax it to the following sales department of our company.

**To: NOISE LABORATORY CO., LTD.**  
**1-4-4 Chiyoda, Chuo-Ku, Sagamihara City,**  
**Kanagawa Pref. 252-0237 Japan**  
**Tel: +81-42-712-2051 Fax: +81-42-712-2050**